


soundSation
USER MANUAL



VOCAL 300 PRO 3P
PRO DYNAMIC MIC PACK
www.soundsationmusic.com

TABLE OF CONTENTS

1. FEATURES	page 3
2. TECHNICAL SPECIFICATIONS	page 3
3. FREQUENCY RESPONSE GRAPH	page 3
4. POLAR PATTERN GRAPH	page 4
5. VOCAL 300 RETAIL BOX CONTAINS	page 4
6. IMPORTANT INSTRUCTIONS	page 5
7. WARRANTY AND SERVICE	page 6
8. WARNING	page 7

Dear customer,

First of all thanks for purchasing a SOUNDSATION® product. Our mission is to satisfy all possible needs of musical instrument and professional audio and lighting users offering a wide range of products using the latest technologies.

We hope you will be satisfied with this item and, if you want to collaborate, we are looking for a feedback from you about the operation of the product and possible improvements to introduce in the next future. Go to our website www.soundsationmusic.com and send an e-mail with your opinion, this will help us to build instruments ever closer to customer's real requirements.

One last thing: read this manual before using the instrument, an incorrect operation can cause damages to you and to the unit. Take care!

The SOUNDSATION Team

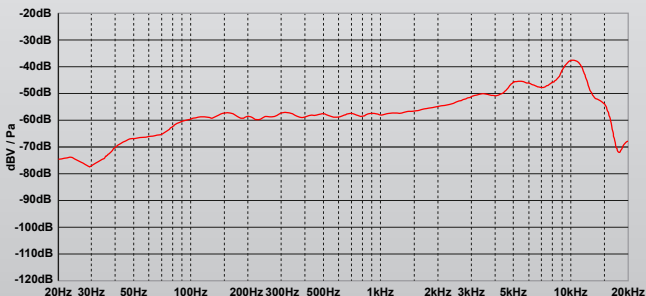
I. FEATURES

- ▶ 3 Dynamic vocal microphone with smooth mid-frequency presence rise for excellent voice reproduction
- ▶ Wide frequency response for crystal yet clear sound
- ▶ High signal output, lets your voice cut through
- ▶ Cardioid polar pattern minimizes ambient noise and feedback
- ▶ On/off switch
- ▶ 3 Microphone stand adapters included
- ▶ High-quality components and exceptionally rugged construction

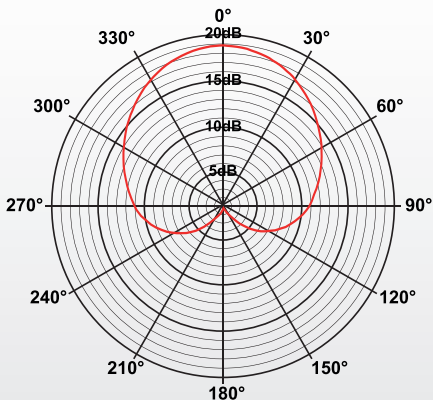
2. TECHNICAL SPECIFICATIONS

Type	Dynamic
Directivity	Cardioid
Polar Pattern	Uni-Directional
Frequency Response	68Hz - 17.2kHz (± 3 dB)
Sensitivity	-60dB ± 3 dB (0dB=1V/Pa @ 1kHz)
Output impedance	300 Ω $\pm 15\%$

3. FREQUENCY RESPONSE GRAPH



4. POLAR PATTERN GRAPH



5. VOCAL 300 PRO 3P BOX CONTAINS




3x VOCAL 300
PRO Microphones



3x Microphone Clamps



User manual

 **PLEASE NOTE :** Technical specifications and appearance subject to change without notice. The information contained herein is correct at the time of printing.

6. IMPORTANT INSTRUCTIONS

1. Read these instructions. Keep these instructions. Heed all warnings. Follow all instructions.
2. Pay attention to insert the connector into the device completely to avoid contact NG (no sound or staccato).
3. If the head of the microphone is covered by hand or brought close to the speaker, a howling sound may be generated. To prevent this, first decrease the volume, then place the microphone so that it is not pointed to the speaker and that there is a sufficient distance between the microphone and speaker.
4. It is important to keep foreign particles out of the grill and the windscreen because they may alter the frequency response of the microphone. The grill shall be periodically cleaned using warm, soapy water, rinsed with plain water and let dry before replacing.
5. Keep the microphone far from magnetic fields, otherwise permanent magnet will lose its magnetism, thus reducing capsule sensitivity and affect the sound quality.
6. Avoid dropping or hitting.
7. Insert the XLR connector into the microphone. If necessary, rotate the connector to align the key on the connector and the groove in the microphone. Push the connector into the microphone until it clicks.
8. Do not pull the cable strongly to avoid cable broken.
9. Do not place near any heat sources such as radiators, heat registers, stoves, or other apparatus (including amplifiers) that produce heat.
10. Only use attachments/accessories specified by the manufacturer.
11. Do not disassemble the microphone or modify the inside to avoid malfunction. Refer all servicing to qualified service personnel. Servicing is required when the apparatus has been damaged in any way, such as liquid has been spilled or objects have fallen into the apparatus, the apparatus has been exposed to rain or moisture, does not operate normally, or has been dropped.

7. WARRANTY AND SERVICE

All SOUNDSATION products feature a limited two-year warranty. This two-year warranty is specific to the date of purchase as shown on your purchase receipt.

The following cases/components are not covered from the above warranty:

- Any accessories supplied with the product
- Improper use
- Fault due to wear and tear
- Any modification of the product effected by the user or a third party

SOUNDSATION shall satisfy the warranty obligations by remedying any material or manufacturing faults free of charge at SOUNDSATION's discretion either by repair or by exchanging individual parts or the entire appliance. Any defective parts removed from a product during the course of a warranty claim shall become the property of SOUNDSATION.

While under warranty period, defective products may be returned to your local SOUNDSATION dealer together with original proof of purchase. To avoid any damages in transit, please use the original packaging if available. Alternatively you can send the product to SOUNDSATION SERVICE CENTER – Via Enzo Ferrari , 10 – 62017 Porto Recanati - Italy . In order to send a product to service center you need an RMA number. Shipping charges have to be covered by the owner of the product.

For further information please visit www.soundsationmusic.com

8. WARNING

PLEASE READ CAREFULLY – EU and EEA (Norway, Iceland and Liechtenstein) only



This symbol indicates that this product is not to be disposed of with your household waste, according to the WEEE Directive (2002/96/EC) and your national law.

This product should be handed over to a designated collection point, e.g., on an authorized one-for-one basis when you buy a new similar product or to an authorized collection site for recycling waste electrical and electronic equipment (WEEE).

Improper handling of this type of waste could have a possible negative impact on the environment and human health due to potentially hazardous substances that are generally associated with EEE. At the same time, your cooperation in the correct disposal of this product will contribute to the effective usage of natural resources.

For more information about where you can drop off your waste equipment for recycling, please contact your local city office, waste authority, approved WEEE scheme or your household waste disposal service.



This product is imported in EU by
FRENEXPORT SPA – Via Enzo Ferrari, 10 - 62017 Porto Recanati - Italy
Soundsation® is a registered trademark of FRENEXPORT SPA

